

CAJAMAR

MORTGAGE COVER POOL UPDATE

Data as of 3Q 2018

Table of contents

CAJAMAR MORTGAGE COVER POOL UPDATE

1. **GCC: Overview**
2. **Cajamar Mortgage Portfolio**
 - 2.1 **Portfolio Eligibility**
 - 2.2 **LTV Distribution**
 - 2.3 **Loans and Outstanding Average**
 - 2.4 **Breakdown Interest Rate Basis & Geographical**
 - 2.5 **Outstanding Covered Bonds**
 - 2.6 **Overcollateralization**

1. GCC Overview

Grupo Cooperativo Cajamar:

A cooperative Group with nationwide presence

Full Institutional presentation in our website bcc.es/en [here](#)
GCC_3Q-2018 Latest Results [here](#)

- **Cajamar is the frequent issuer of covered bonds and ABS in the Group**
- **Cajamar has currently three benchmark covered bond issues in the market.**

□ **Mortgage Covered Bonds Rated:**

- **A+/Stable by S&P⁽¹⁾**
- **A (H)/Stable by DBRS⁽²⁾**
- **BBB+/Stable by Fitch⁽³⁾**

Cajamar Covered Bonds

2 Cajamar Mortgage Portfolio

2.1 Portfolio Eligibility

Euros

30/09/2018	TOTAL MORTGAGE PORTFOLIO	Residential total	Residential eligible	Commercial (total)	Commercial (total) Eligible	Commercial (Developers)	Commercial (Land)	Other Commercial
Outstanding Amounts	14,483,998,797	9,901,109,159	7,376,431,223	4,582,889,638	2,211,353,028	523,479,723	286,231,774	3,773,178,140
Average Outstanding Amount Per Loan	84,797	70,813	67,105	147,897	100,092.93	470,332.19	747,341.45	127,943.38
N° of loans	170,807	139,820	109,923	30,987	22,093	1,113	383	29,491
WA seasoning (months)	91.97	95.28	106.90	84.81	88.91	119.82	126.60	76.78
WA remaining term (months)	212.54	247.11	235.00	137.85	131.28	212.56	13.61	136.91
% floating rate	96.18%	95.69%	95.49%	97.24%	98.21%	99.58%	90.79%	97.40%
% fixed rate	3.82%	4.31%	4.51%	2.76%	1.79%	0.42%	9.21%	2.60%
WA Current Interest Rate (floating)	1.75%	1.29%	1.09%	2.76%	2.55%	2.96%	3.25%	2.65%
WA Spread (floating)	1.59%	1.33%	1.18%	2.13%	2.08%	1.56%	1.98%	2.21%
WA Current Interest Rate (Fixed)	2.64%	2.44%	2.37%	3.31%	2.79%	1.84%	4.32%	3.07%
WA LTV	60.07%	57.26%	47.98%	66.13%	35.58%	102.33%	169.40%	53.27%

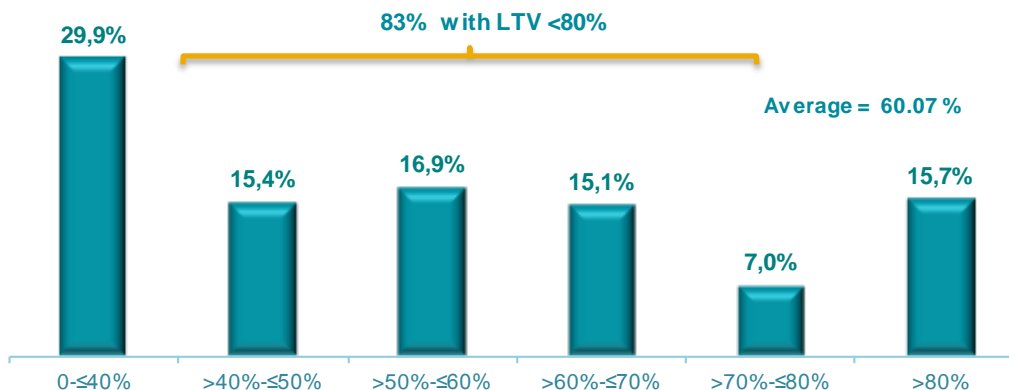
Non-Securitized Mortgage Portfolio Cajamar

Cajamar Covered Bonds

2 Cajamar Mortgage Portfolio

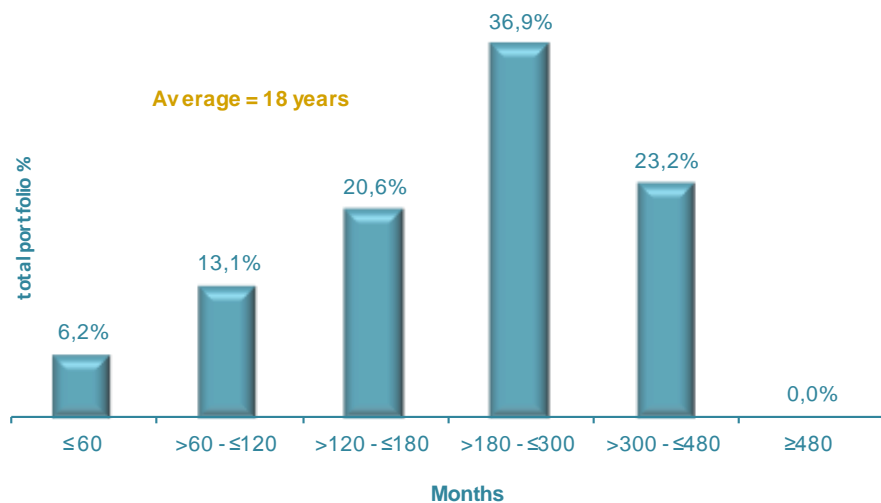
2.2 LTV Distribution

LTV Distribution



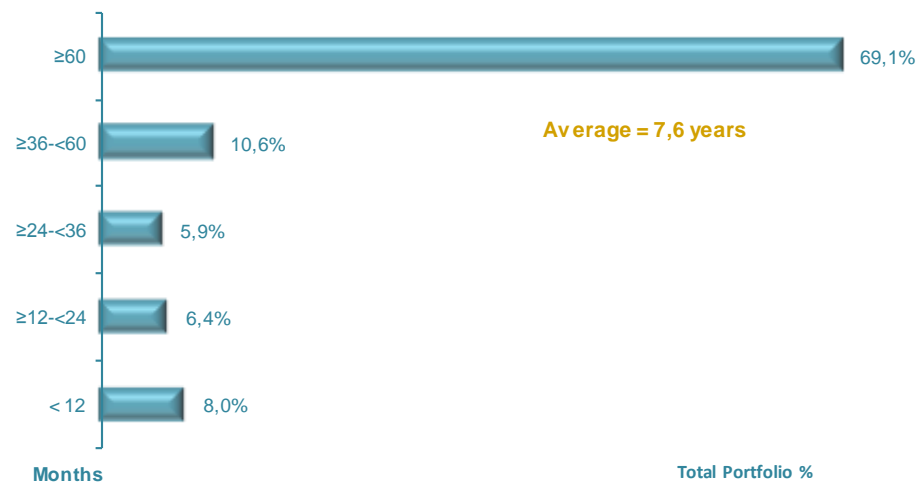
Source: Cajamar, data as of September 2018

Remaining Life

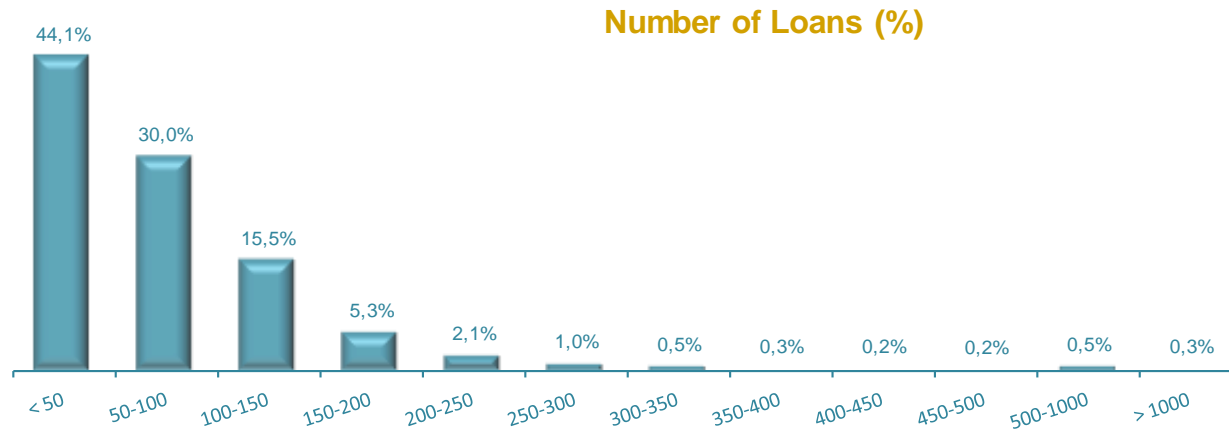


Source: Cajamar, data as of September 2018

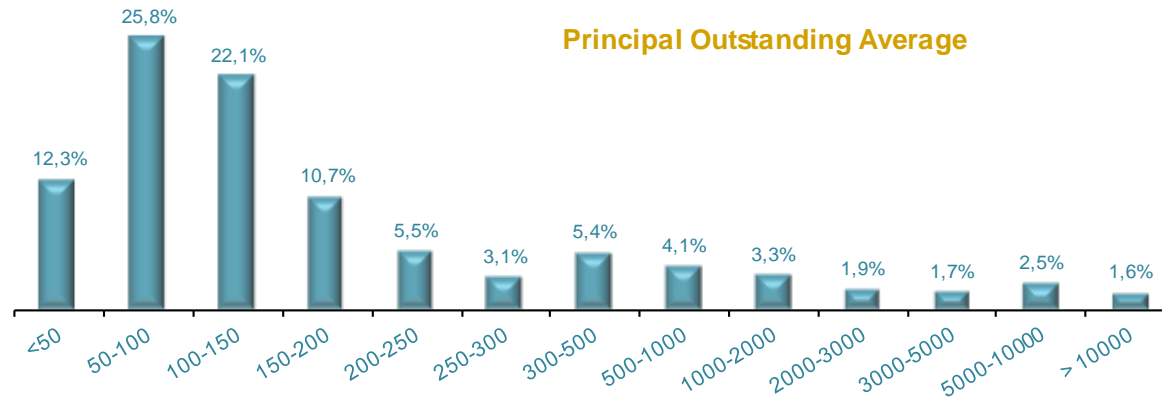
Seasoning



Source: Cajamar, data as of Jun 2018

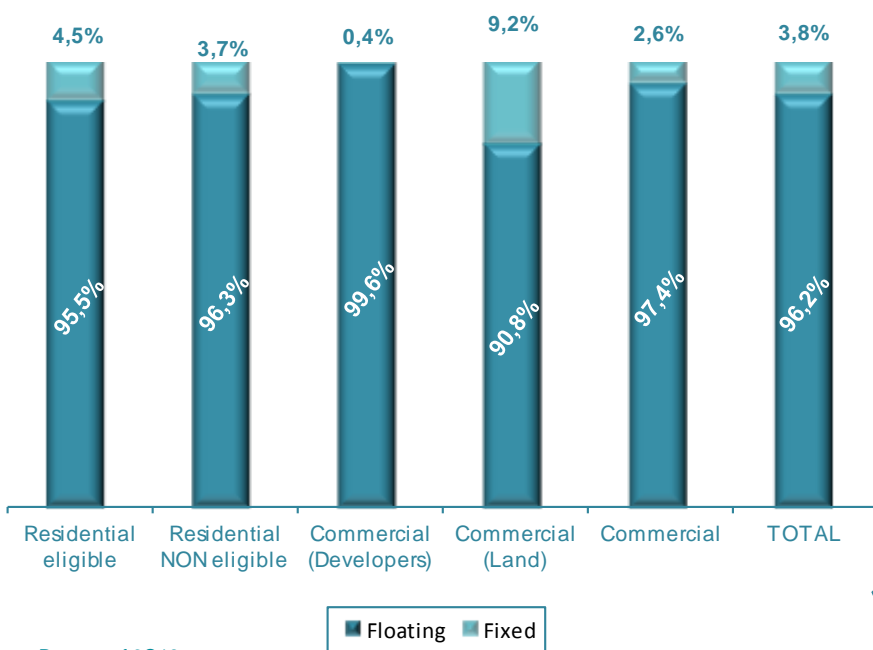


Average = 85.568,92 eur



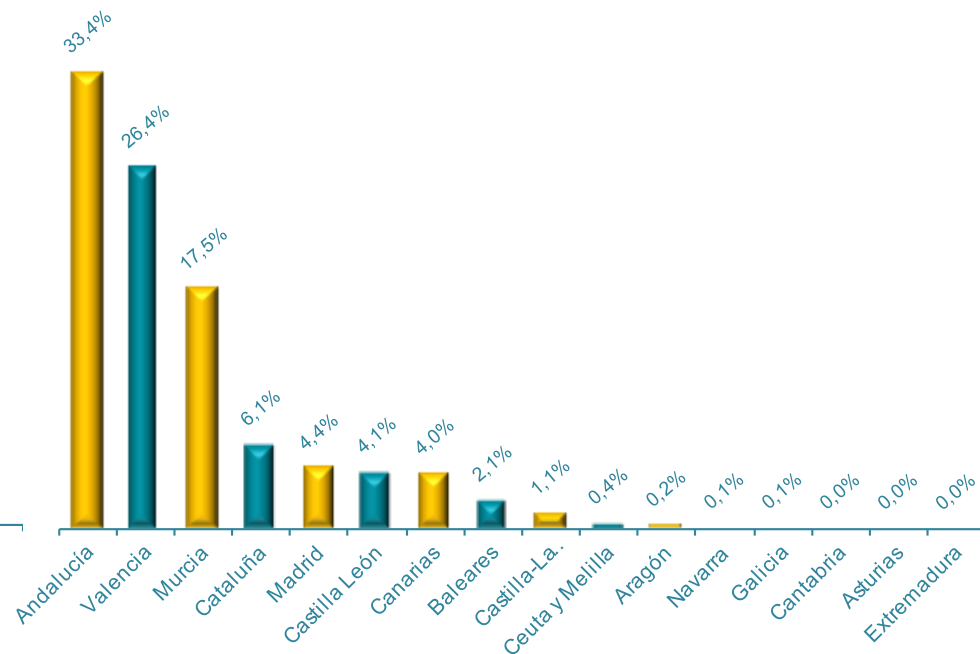
Data as of 3Q18 in EUR thousand
Source: Cajamar

Split of Mortgages' Interest rate basis



Data as of 3Q18
Source: Cajamar

Geographic Breakdown



Data as of 2Q18
Source: Cajamar

Cajamar Covered Bonds

2 Cajamar Mortgage Portfolio

2.5 Outstanding Covered Bonds

Cajamar Outstanding Covered Bonds (Cédulas)

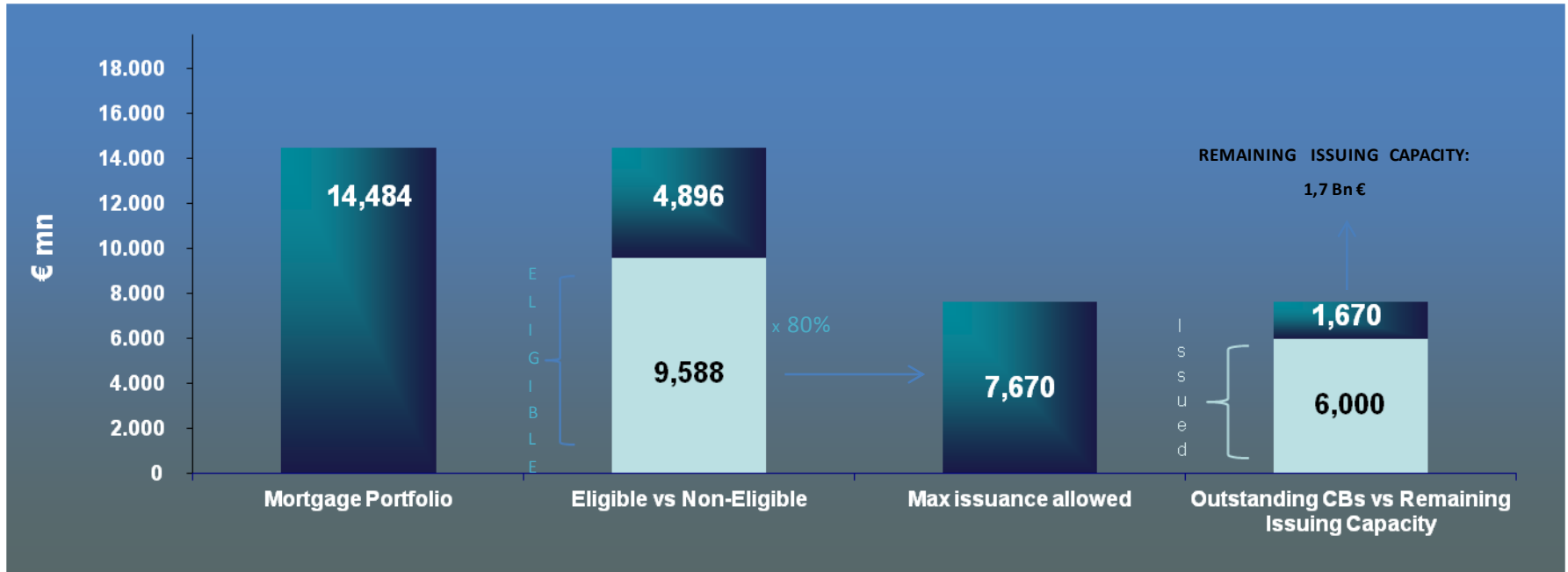
Covered Bonds	Issue Date	Maturity Date	Coupon	Issue Size	Retained	Allocated
CAJAMAR OCT-21	oct-11	oct-21	5.5%	500.000.000	500.000.000	
CAJAMAR NOV-18	nov-13	nov-18	3.8%	750.000.000		750.000.000
CAJAMAR OCT-20	oct-15	oct-20	1.0%	750.000.000		750.000.000
CAJAMAR ENE-22	ene-15	ene-22	1.3%	750.000.000		750.000.000
CAJAMAR SR I	abr-16	jun-20	0.6%	500.000.000	500.000.000	
CAJAMAR SR II	abr-16	jun-21	0.8%	500.000.000	500.000.000	
CAJAMAR SR III	abr-16	jun-22	1.0%	500.000.000	500.000.000	
CAJAMAR ENE-22	ene-17	ene-22	0.9%	500.000.000	500.000.000	
CAJAMAR SEP-24	sep-17	sep-24	1.2%	750.000.000	750.000.000	
CAJAMAR JUN-23	jun-18	jun-23	0.9%	500.000.000		500.000.000
Total				6.350.000.000	3.600.000.000	2.750.000.000

Source: Cajamar, data as of 2Q2018

Cajamar Covered Bonds

2 Cajamar Mortgage Portfolio

2.6 Overcollateralization



Source: Cajamar, data as of 30/09/2018

**Cajamar OC level
(as of 30/09/2018) 141%**

Disclaimer

This presentation (the "Presentation") has been prepared and is issued by, and is the sole responsibility of Grupo Cooperativo Cajamar (GCC).

The information contained in the Presentation has not been independently verified and some of the information is in summary form. No representation or warranty, express or implied, is made by Banco de Crédito Cooperativo (BCC) or any of its affiliates (GCC), nor by their directors, officers, employees, representatives or agents as to, and no reliance should be placed on, the fairness, accuracy, completeness or correctness of the information or opinions expressed herein. None of BCC nor any of its affiliates, nor their respective directors, officers, employees, representatives or agents shall have any liability whatsoever (in negligence or otherwise) for any direct or consequential loss, damages, costs or prejudices whatsoever arising from the use of the Presentation or its contents or otherwise arising in connection with the Presentation, save with respect to any liability for fraud, and expressly disclaim any and all liability whether direct or indirect, express or implied, contractual, tortious, statutory or otherwise, in connection with the accuracy or completeness of the information or for any of the opinions contained herein or for any errors, omissions or misstatements contained in the Presentation.

BCC cautions that this Presentation may contain forward looking statements with respect macroeconomic perspectives and financial Sector. While these forward looking statements represent GCC judgment and future expectations, nevertheless a certain number of risks, uncertainties and other important factors could cause actual developments and results to differ materially from the expectations.

The information contained in the Presentation, including but not limited to forward-looking statements, is provided as of the date hereof and is not intended to give any assurances as to future results. No person is under any obligation to update, complete, revise or keep current the information contained in the Presentation, whether as a result of new information, future events or results or otherwise. The information contained in the Presentation may be subject to change without notice and must not be relied upon for any purpose.

This Presentation contains financial information derived from GCC unaudited financial statements for the third quarter 2018 and previous quarters. None of this financial information has been audited by the external auditors. Financial information is presented according to GAAP as well as internal GCC criteria as a result of which each division reflects the true nature of its business. These criteria do not follow any particular regulation and can include forecasts and subjective valuations which could represent substantial differences should a different methodology be applied.

In addition to the financial information prepared in accordance with the International Financial Reporting Standards (IFRS), this document includes certain Alternative Performance Measures (APMs) as defined in the guidelines on Alternative Performance Measures issued by the European Securities and Markets Authority on 5 October 2015 (ESMA/2015/1415es) (the "ESMA guidelines"). This report uses certain APMs, which are performance measures that have been calculated using the financial information from GCC but that are not defined or detailed in the applicable financial framework and therefore have neither been audited nor are capable of being completely audited. These APMs are been used to allow for a better understanding of the company's financial performance but should be considered only as additional disclosures and in no case as a replacement of the financial information prepared under IFRS. Moreover, the way the Group defines and calculates these measures may differ to the way these are calculated by other companies, and therefore they may not be comparable. Please refer to the file called "APMs glossary" (<https://www.bcc.es/en/informacion-para-inversores/informacion-financiera/>) for further details of the APMs used, including its definition or a reconciliation between any applicable management indicators and the financial data presented in the consolidated financial statements prepared under IFRS.

Market and competitive position data in the Presentation has generally been obtained from industry publications and surveys or studies conducted by third-party sources. Peer firm information presented herein has been taken from peer firm public reports, though we do not call any of them by its name. There are limitations with respect to the availability, accuracy, completeness and comparability of such data. GCC has not independently verified such data and can provide no assurance of its accuracy or completeness. Certain statements in the Presentation regarding the market and competitive position data are based on the internal analyses of the Group, which involve certain assumptions and estimates. These internal analyses have not been verified by any independent source and there can be no assurance that the assumptions or estimates are accurate. Accordingly, undue reliance should not be placed on any of the industry, market or GCC competitive position data contained in the Presentation.

The distribution of this Presentation in certain jurisdictions may be restricted by law. Recipients of this Presentation should inform themselves about and observe such restrictions. GCC disclaims any liability for the distribution of this Presentation by any of its recipients. GCC can not be held responsible for the use, valuations, opinions, expectations or decisions which might be adopted by third parties following the publication of this Presentation. This Presentation does not constitute or form part of, and should not be construed as, (i) an offer, solicitation or invitation to subscribe for, sell or issue, underwrite or otherwise acquire any securities, nor shall it, or the fact of its communication, form the basis of, or be relied upon in connection with, or act as any inducement to enter into any contract or commitment whatsoever with respect to any securities; or (ii) any form of financial opinion, recommendation or investment advice with respect to any securities.

By receiving or accessing to this Presentation you accept and agree to be bound by the foregoing terms, conditions and restrictions.

Thank
you.



www.bcc.es/en/informacion-para-inversores